



4-H VOLUNTEER INFORMATION SERIES

Nebraska 4-H Youth Development

Club Activity Idea: Tornado Safety Fun Run

Outcome Area: ___ SET Healthy Lifestyles ___ Life Skills ___ Career Development

Curriculum Area: Consumer and Family Science

Specific Project (s): *The Sitter*

Description of Activity:

This activity is a fun way for youth to learn about tornado safety, designed for use with 4-H clubs, School Enrichment classrooms and babysitting clinics.

Age Level: 8 years and up

Group Size: 5 to 30

Time Involved: Preparation time: 1 hour Activity time: 20 to 30 minutes

Materials Needed:

- Tornado Safety Fun Run Cards
- One Scorecard per person
- One Pencil per person

Activity:

1. Print Tornado Safety Fun Run Cards and lay out on tables or tape on wall around room, allowing some distance between cards.
2. Pass out a scorecard and a pencil to each participant.
3. Starting at Card Number 1, participants complete the question with the correct answer and proceed to the next station, following the directions given with each answer choice
4. At the conclusion of the activity, participants add up their score to see how much they know about tornado safety.
5. Optional: Prizes may be awarded for the top 3 scores.

Lesson Developed by: Linda Ramsey, University of Nebraska-Lincoln Extension


Source:

Iowa State University, University Extension
Masters of Disaster Kits, American Red Cross



Extension is a Division of the Institute of Agriculture and Natural Resources at the University of Nebraska-Lincoln cooperating with the Counties and the United States Department of Agriculture.

The 4-H Youth Development program abides with the nondiscrimination policies of the University of Nebraska-Lincoln and the United States Department of Agriculture.



Tornado Safety Fun Run

Tornadoes can happen_____

 - Only in “Tornado Alley” (go to 16)

 - Only in Nebraska and Kansas (go to 30)

 - In every state (go to 28)



You're a Winner!

Collect 10 points and go to 6






During a tornado watch, weather conditions can change rapidly. So stay tuned to the latest weather report and know what to do if a tornado forms.

→ Go to 22



“Tornado Alley”

Where is the area called “tornado alley?”

-  - The central and southern United States (go to 7)
-  - Central Europe (go to 31)
-  - Between the Rocky Mountains and the Appalachians. (go to 29)





Not Really!

Collect 4 points and go to 11.

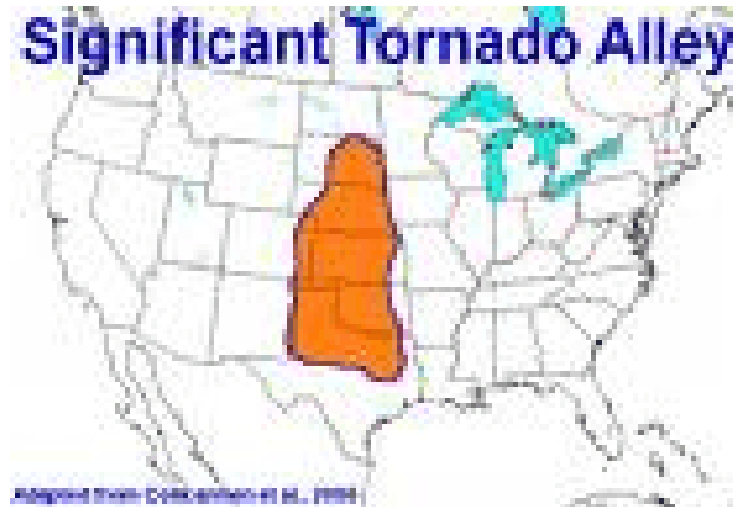


An overpass or bridge acts like a wind tunnel and brings stronger winds and a lot of debris. Lie flat in a nearby ditch or depression while covering your head with your hands. Watch for possible flooding.

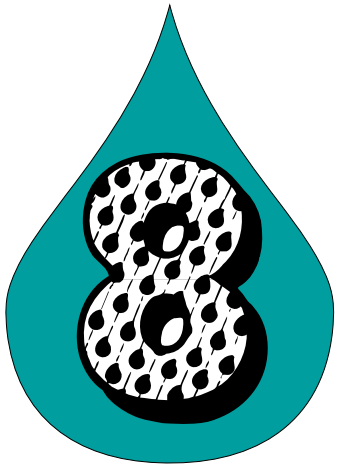
→ Go to 26.



Great Answer!



Collect 7 points and go to 14.



Time for Safety.

Where's the safest place to take shelter during a tornado?

- ⚡ Basement (go to 18)
- ⚡ Small room toward the inside of the building.
(go to 17)
- ⚡ Near the windows. (go to 23)



Missed the shot.




Collect 0 points and go to 6.




You now know how to keep yourself safe during a tornado.

Now, add up your total points and go to 33 to see how you scored.



Research has shown that buildings do not explode from the low air pressure of a tornado.

→ Go to 8.






Not Safe!

☹ Collect 0 points and go to 10.



A real cool winner.



Collect 7 points and go to 3.



Conditions most favorable to the formation of tornadoes are most often in the central and southern U.S. where warm, humid air from the Gulf of Mexico collides with cool, dry air from the Rockies and Canada.

“Tornado Alley” extends roughly from the Rocky Mountains to the Appalachians, and from Iowa and Nebraska to the Gulf of Mexico.

→ Go to 19.



If a tornado is coming, you should open the windows so the building will not explode.

⚡ TRUE (go to 5)

⚡ FALSE (go to 25)




No. Not even close.

Collect 0 points and go to 21.

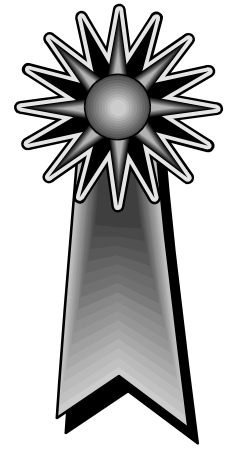


Pretty good, but not the best.

Collect 3 points and go to 24.



You're the winner!



Collect 6 points and go to 24.



A tornado is coming and you are outside with no shelter.

You should _____




Lie flat in a nearby ditch or depression. (go to 2)



Get under an overpass or bridge. (go to 9)



Way to go!



Collect 6 points and go to 3.



Believe it or not, tornadoes can happen in
every state, not
just in “tornado alley.”

→ Go to 15.



During a tornado WARNING, it means a tornado has been spotted and you should:

- * Go outdoors to check the sky. (go to 12)
- * Go to a safe place immediately. (go to 27)





Sorry, you're all wet!



Collect 0 points and go to 24.



The safest place to take shelter during a tornado is in a basement. If your home does not have a basement, go to the lowest floor and take shelter in a hallway, closet or small room toward the inside of the building, away from windows.

→ Go to 4.



You know your Tornado Facts!

Collect 6 points and go to 11.



Tornado Watch?

This means:

- A - A tornado is possible based on current weather conditions. (go to 20)
- B - You should listen to a weather report for updated conditions. (go to 32)
- C - Both A and B. (go to 13)



Right on Target!



Collect 10 points and go to 10.



You're Right!

Collect 10 points and go to 21.



The Answer Fits!

Collect 7 points and go to 14.



You're Partly Right.

Collect 1 point and go to 21.



Tornadoes can occur in Europe, but it's not called "Tornado Alley."

Collect 3 points and go to 14.



Good Choice!



Collect 7 points and go to 3.



What's Your Score?

45 - 56 Points - Champion - You know the score when it comes to tornado safety!

30 - 44 Points - Runner Up - Your tornado facts are on target.

20 - 29 Points - Middle of the Pack.

Below 20 Points - Out of the Race. To be prepared for tornadoes, you need more facts.